

☒ Inhouse Detection
 ☐ Customer Claim
 Control No.: IRF-06-0007
 Date Issued: 16-Jun-22

ILLUSTRATION OF THE PROBLEM	<input type="checkbox"/> Major	<input checked="" type="checkbox"/> Minor
-----------------------------	--------------------------------	---

Note: Initial Affected Qty.
Machine: Semi-Auto Glazing #3

<input type="checkbox"/>	Major	<input checked="" type="checkbox"/>	Minor
--------------------------	-------	-------------------------------------	-------

Nature of Defect:								
-------------------	--	--	--	--	--	--	--	--

Nature of Defect:	
-------------------	--

BURSTING

Requirement:

ITEM SHOULD BE IN GOOD CONDITION; NO OCCURRENCE OF BURSTING

Actual:

BURSTING OCCURRED ON THE FOLDING SIDE

Issued by	Checked by	Approved by	Received by
-----------	------------	-------------	-------------


I. INVESTIGATION / ANALYSIS	
-----------------------------	--

I. INVESTIGATION / ANALYSIS

DIRECT CAUSE: (Analyze the reason of occurrence, why it happened?)	INDIRECT CAUSE: (Analyze the reason of occurrence, why it leaked?)
--	--

Design / Toolings	Why 1:	Why 1:
	Why 2:	Why 2:
	Why 3:	Why 3:
	Why 4:	Why 4:
	Why 5:	Why 5:

Process / Material	Why 1:	Why 1:
	Why 2:	Why 2:
	Why 3:	Why 3:
	Why 4:	Why 4:
	Why 5:	Why 5:

 KANEPACKAGE PHILIPPINE INC. No. 5 Ring Road LISP II, Brgy. La Mesa, Calamba City, Laguna Telephone No. (049) 545-7166 to 69 Fax No. (049) 545-6302					INVESTIGATION REPORT FORM (IRF)				
FINAL CONCLUSION									
OCCURRENCE ROOTCAUSE					OUTFLOW ROOTCAUSE				
IMMEDIATE ACTION: (Action to be done to contain/ temporary correct the problem found)					CORRECTIVE ACTION: (Actions to be done to ensure that the problem will not happen again)				
A. Sorting Result					Actions to be done to eliminate recurrence				Who / When
	Location	Total Stock	NG	Total Good	System				
RM									
WIP									
FG									
B. Orientation					Design / Tools				
Date		Time							
Title									
Attendees									
C. Reworking					Process				
Rework Quantity									
Total Good									
Rework Percentage (Good)									
II. QA ROOTCAUSE VERIFICATION (To be filled out by QA In-charge)					Date Conducted: _____ PIC: _____				
Identified Rootcause					Recommendation				
III. CORRECTIVE ACTION VERIFICATION (To be filled out by QA In-charge)									
	Checked by	Date	Implemented?		Remarks				
1st Verification of Action			[] Yes [] No						
2nd Verification of Action			[] Yes [] No						
3rd Verification of Action			[] Yes [] No						
Effectiveness of Action			[] Yes [] No						
<i>Note: If no same defects / problems occurs for 5 consecutive deliveries, corrective action is considered effective / closed. If the same problem occurs within 5 consecutive deliveries or 3rd verification of action still not yet implemented, Investigation Report shall be re-issued to the affected department to provide new improvement action.</i>									
IV. CLOSURE									
Status:	Remarks:	Approved by:			Process Owner Acknowledgment: (Receiving Section)				
<input type="checkbox"/> Closed		QA Supervisor		QA Asst. Manager	Line Leader		Department Head		
<input type="checkbox"/> Still Open									
<input type="checkbox"/> Re-Issue IRF		Date:	Date:	Date:	Date:				

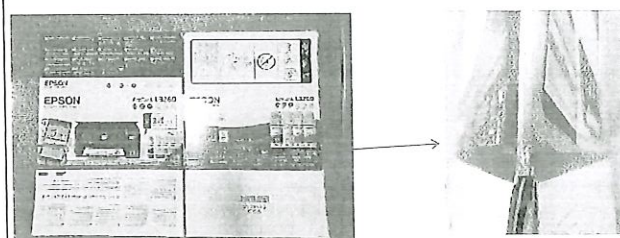
Daily Report

DATE: 2206013
SHIFT: N/S

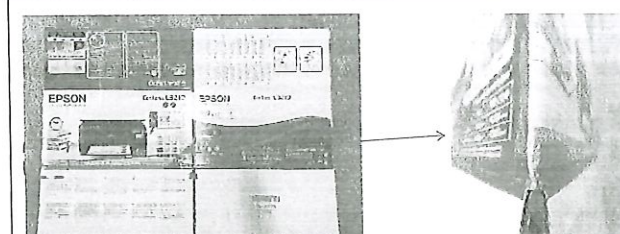
IN-CHARGE: RYAN MANALO

PROBLEM ENCOUNTERED


DETECTED BY: INLINE QA
NATURE OF DEFECT: BURSTING
DR #: 5680
PART CODE: 5163990-00
PART NAME: LOUVRE 2 MIX ETD;D
INPUT QTY: 197
AFFECTED QTY: 12
DATE PRODUCED: 220615 DS
JO #: 17160
MACHINE #: SEMI AUTO-3
REJECTION RATE: 6.00%
REMARKS:



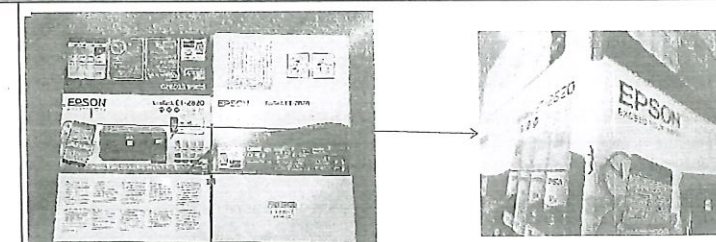
DETECTED BY: INLINE QA
NATURE OF DEFECT: BURSTING
DR #: 5901
PART CODE: 5162286-00
PART NAME: LOUVRE 2 MDX ETD;C
INPUT QTY: 553
AFFECTED QTY: 29
DATE PRODUCED: 220615 DS
JO #: 17171.00%
MACHINE #: SEMI AUTO-3
REJECTION RATE: 5.20%
REMARKS:



DETECTED BY: INLINE QA
NATURE OF DEFECT: BURSTING
DR #: 5937
PART CODE: 5163991-00
PART NAME: LOUVRE 2 MDX ETD;D
WG-991 (GA-2) (DIECUT-1.2)
BG-900
INPUT QTY:
AFFECTED QTY: WG-142
BG-377
DATE PRODUCED: 220615 DS
JO #: WG-17217 / BG-17254
MACHINE #: SEMI AUTO 3
REJECTION RATE: WG = 14.3%
BG = 41.8%
REMARKS:



DETECTED BY: INLINE QA
NATURE OF DEFECT: BURSTING
DR #: 5887
PART CODE: 5162299-00
PART NAME: LOUVRE 2 MIX EUROPE
INPUT QTY: 1000 (GA-2) (DIECUT-1.2)
AFFECTED QTY: 381
DATE PRODUCED: 220615 DS
JO #: 17218
MACHINE #: SEMI AUTO 4
REJECTION RATE: 38.10%
REMARKS:



DETECTED BY: INLINE QA
NATURE OF DEFECT: BURSTING
DR #: 17220
PART CODE: 5162302-00
PART NAME: LOUVRE 2 MDX EUROPE
INPUT QTY: 304 (GA-2) (DIECUT-1.2)
AFFECTED QTY: 102
DATE PRODUCED: 220615 DS
JO #: 17220
MACHINE #: SEMI AUTO 4
REJECTION RATE: 33.50%
REMARKS:

